

## STELLA GIAPPONESE FAI-DA-TE IN PERLINE DI MIYUKI CIRCOLARI IN TESSITURA DI PEYOTE

Da : Tiffanie Perles & Co



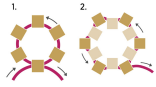
Intermedio



30 minuti

*Come fare una stella nella tessitura circolare Peyote?*

1. 2.




3. 4.



5. 6.




7. 8.




Che materiale usare per Stella giapponese fai-da-te in perline di miyuki circolari in tessitura di peyote ?


## MATERIALE



Miyuki Delica 11/0 DB0200 - Opaco White  
Cod. : DB-0200  
Quantità : 1



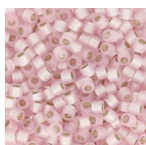
Miyuki Delica Duracoat 11/0 DB1832 - Galvanized Gold  
Cod. : DB-1832  
Quantità : 1




Miyuki Delica 8/0 DBL0042 - Crystal Gold Lined  
Cod. : DBL0042  
Quantità : 2



Miyuki Delica 8/0 DBL0200 - White  
Cod. : DBL0200  
Quantità : 2



Miyuki Delica 10/0 DBM0624 - Dyed Light Rose Silver Lined Alabaster x8g  
Cod. : DBM-0624  
Quantità : 1



Miyuki Delica Duracoat 10/0 DBM1832 - Galvanized Gold x8g  
Cod. : DBM-1832  
Quantità : 1

## MATERIALE



Filo Fireline nylon trecciato mm. 0.12 (6LB) Crystal x m. 45  
Cod. : BRF-116  
Quantità : 1



Aghi per Miyuki extrafini x6  
Cod. : OAC-162  
Quantità : 1



Ago infilerperle John James misura 10 55 mm x25  
Cod. : OAC-337  
Quantità : 1



Filo Ko mm. 0.25 Dorato x50 m  
Cod. : UFC-731  
Quantità : 1

*Il risultato*